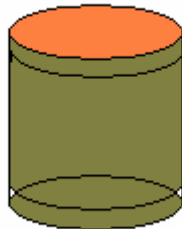


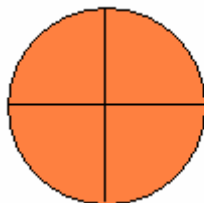
## How to make a Natural Log Wild Bird Nest Box.

This box is constructed from a 25cm to 30cm length of log of about 20cm diameter. This box takes more skill to create as each cut has to be accurate and straight to allow the box to be reconstructed. However a mix of PVA glue and sawdust should allow any air gaps to be closed to keep future occupants warm.

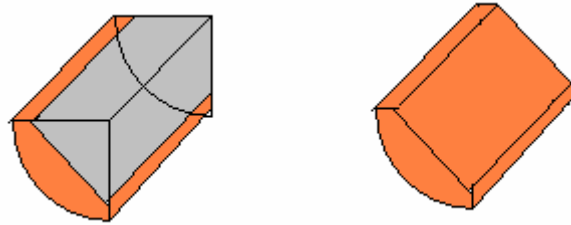
1. Cut off and retain two slices one from the top and the other from the bottom of the log.



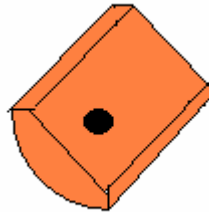
2. The remaining log then needs to be quartered.



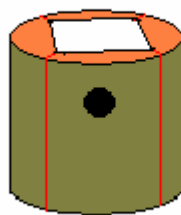
3. And the centre triangle removed from each quarter. This creates the four sides of the box.



4. A suitable entrance hole needs to be cut into one of the sides.



5. And all four sides brought back together.



Before.

6. The top and bottom slices are then used to hold the whole box together with nails and PVA glue.

